




Club Health Assessment for District 17 K through December 2024

			Status	Membership							Reports					Finance	LCIF	
Club Number	Club Name	Charter Date		Current Member Count	YTD Members Added	YTD Members Dropped	YTD Net Growth	YTD Net Growth%	Member Count 12 Months Ago	Avg. length of service for dropped members	Months Since Last MMR ***	Yrs. Since Last Officer Report	President Rotation	Vice President Reported ****	Months Since Last Activity Report ***	Account Balance	Donations for current Fiscal Year	
			Number of times on status quo within last two years	If below 15 members appears				If net loss is greater than 20% appears			If no report in 3 months appears in	When more than one year appears in	Number of repeat terms		Notes the officers that do not have an active	If no report at 12 months appears in red		
Clubs more than two years old																		
7141	ATWOOD	03/31/1952	Active	20	2	2	0	0.00%	20	2	2		5	M,VP,SC	1			
Exc Award (06/30/2022)																		
7099	BARNARD	03/10/1953	Active	22	0	0	0	0.00%	19		7		2	R	M,SC	8		
7142	BREWSTER	04/08/1947	Active	25	0	0	0	0.00%	25		8			N	M,SC	21	\$500.00	
7143	BUNKER HILL	04/01/1955	Active	26	0	0	0	0.00%	26		9			N	M,SC	0		
41470	CIMARRON	06/01/1982	Active	18	1	0	1	5.88%	19		3			IP	M,SC	0		
7235	CLAFLIN	11/25/1940	Active	11	0	1	-1	-8.33%	12	36	1			R	P,S,T,SC	24+		
32610	COLBY HIGH PLAIN	07/23/1976	Active	10	0	0	0	0.00%	10		10		3	R	P,M,SC	14		
7193	CUNNINGHAM	04/03/1956	Active	18	0	0	0	0.00%	19		1		None		P,M,VP,SC	24+		
7240	DODGE CITY	11/22/1929	Active	10	0	1	-1	-9.09%	10	5	0			R	M,SC	24+	\$2,000.00	
7146	DOWNS	03/28/1958	Active	10	0	0	0	0.00%	12		8		6	R	M	24	\$530.00	
7242	ELKHART	03/11/1929	Active	7	0	0	0	0.00%	8		6		14	R	M,SC	7		
7243	ELLINWOOD	05/10/1951	Active	6	0	0	0	0.00%	6		9		7	R	M,SC	22		
7244	GARDEN CITY	05/06/1931	Active(1)	24	1	0	1	4.35%	30		1			N	M,SC	24+		
7147	GEM	04/12/1955	Active	10	0	0	0	0.00%	10		9		4	R	M,VP,SC	24+		
48417	GLEN ELDER	04/12/1988	Active	21	0	0	0	0.00%	22		6			N	M,SC	24+		
7148	GOODLAND	11/09/1955	Active	23	0	1	-1	-4.17%	32	2	4		2	R	SC	2	\$1,400.00	
Exc Award (06/30/2022)																		
7246	GREAT BEND EVENING	11/30/1970	Active	21	7	0	7	50.00%	16		1		11	R	M,SC	0	\$400.00	
Exc Award (06/30/2016, 06/30/2017, 06/30/20																		
7247	GREAT BEND NOON	03/22/1923	Active	46	0	1	-1	-2.13%	50	5	0			N	SC	2		
7151	HAYS	10/10/1924	Active	51	2	3	-1	-1.92%	51	6	0		2	N		0	\$1,310.00	
Exc Award (06/30/2021, 06/30/2022, 06/30/20																		
7153	HILL CITY	01/17/1951	Active	13	0	0	0	0.00%	14		6				M,VP,SC	24+		
7114	HOLYROOD	04/29/1947	Active	14	0	0	0	0.00%	14		8		16	R	P	23		




Club Health Assessment for District 17 K through December 2024

Club Number	Club Name	Charter Date	Status	Membership							Reports					Finance	LCIF
				Current Member Count	YTD Members Added	YTD Members Dropped	YTD Net Growth	YTD Net Growth%	Member Count 12 Months Ago	Avg. length of service for dropped members	Months Since Last MMR ***	Yrs. Since Last Officer Report	President Rotation	Vice President Reported ****	Months Since Last Activity Report ***	Account Balance	Donations for current Fiscal Year
			Number of times on status quo within last two years	If below 15 members appears				If net loss is greater than 20% appears			If no report in 3 months appears	When more than one year appears in	Number of repeat terms	Notes the officers that do not have an active	If no report at 12 months red		
118471	HOXIE HOTRODDERS	12/18/2012	Active	34	1	1	0	0.00%	36	9	1		2	R	M,SC	1	
	Exc Award (06/30/2018)																
7250	HUGOTON	09/10/1952	Active	20	1	2	-1	-4.76%	21	2	3			N	M,SC	24+	
7202	HUTCHINSON BREAKFAST	05/21/1964	Active	18	0	2	-2	-10.00%	21	11	0			N		0	\$50.00
	Exc Award (06/30/2021)																
105221	HUTCHINSON NOON	04/13/2009	Active	8	0	2	-2	-20.00%	9	9	0			N	S,SC	24+	
	Exc Award (06/30/2021)																
7155	JENNINGS	10/13/1970	Active	9	0	0	0	0.00%	9		10		8		P,M,VP,SC	24+	
7251	JETMORE	01/30/1930	Active	21	0	0	0	0.00%	22		6		None		P,M,VP,SC	24+	
7156	KENSINGTON	04/30/1959	Active	25	0	1	-1	-3.85%	23	15	4		2	R	VP,SC	0	
	Exc Award (06/30/2021)																
7204	KINGMAN	10/05/1921	Active	25	0	1	-1	-3.85%	27	17	8		2	R	M,SC	24+	
7157	KIRWIN	04/01/1970	Active	18	3	0	3	20.00%	16		2		14		P,M,VP,SC	24+	
7252	KISMET	03/20/1969	Active	4	1	0	1	33.33%	3		3		3		T,M,VP,SC	24+	
7253	LA CROSSE	02/09/1927	Active	11	0	0	0	0.00%	11		8		7		M,VP,SC	24+	
7239	LANE COUNTY	10/26/1965	Active(1)	6	0	13	-13	-68.42%	19	3	3		3		T,M,VP,SC	24+	
	Exc Award (06/30/2021)																
7254	LARNED	03/22/1952	Active	21	0	1	-1	-4.55%	22	41	1			N	SC	5	
28094	LARNED FORT LARNED	03/08/1974	Active	13	1	1	0	0.00%	11	32	0			N	M,SC	12	
7257	LIBERAL	07/01/1921	Active	24	0	3	-3	-11.11%	29	2	4			N	M,SC	24+	\$50.00
7119	LINCOLN	04/12/1923	Active(1)	9	0	0	0	0.00%	9		9		14		T,M,VP,SC	24+	
7121	LITTLE RIVER	02/11/1938	Active	20	0	0	0	0.00%	20		10				M,VP,SC	24+	
7159	LOGAN	12/06/1971	Active	15	0	0	0	0.00%	18		6		3	R	M,VP,SC	24+	
7161	LUCAS	06/01/1951	Active	36	5	2	3	9.09%	24	12	0		9	R	SC	24+	
7259	MACKSVILLE	05/19/1926	Active	7	0	0	0	0.00%	7		9				M,VP,SC	24+	
7207	MEDICINE LODGE	02/09/1926	Active	15	1	0	1	7.14%	14		2		2	IP	SC	24+	



Club Health Assessment for District 17 K through December 2024

			Status	Membership							Reports					Finance		LCIF
Club Number	Club Name	Charter Date		Current Member Count	YTD Members Added	YTD Members Dropped	YTD Net Growth	YTD Net Growth%	Member Count 12 Months Ago	Avg. length of service for dropped members	Months Since Last MMR ***	Yrs. Since Last Officer Report	President Rotation	Vice President Reported ****	Months Since Last Activity Report ***	Account Balance	Donations for current Fiscal Year	
			Number of times on status quo within last two years	If below 15 members appears				If net loss is greater than 20% appears			If no report in 3 months appears in	When more than one year appears in	Number of repeat terms	Notes the officers that do not have an active	If no report at 12 months appears in red			
7261	MONTEZUMA	01/05/1953	Active	14	0	0	0	0.00%	14		10		4	P,M,VP,SC	24+			
7164	MORLAND	12/14/1953	Active	21	0	0	0	0.00%	21		10			M,VP,SC	24+			
116775	NATOMA	06/13/2012	Active	8	0	0	0	0.00%	8		10		None	P,M,VP,SC	24+			
7166	NORTON	03/13/1930	Active	55	0	2	-2	-3.51%	56	2	0		N	M,SC	0			
7168	OBERLIN	06/29/1948	Active(1)	16	0	0	0	0.00%	16		8		6	R	M,SC	6		
Exc Award (06/30/2022)																		
7265	OTIS	01/16/1951	Active	12	0	0	0	0.00%	12		8		9	R	S,M,VP,SC	24+		
7170	PALCO	12/14/1950	Active	37	0	0	0	0.00%	37		10		17	T,M,VP,SC	20			
7267	PLAINS	04/13/1931	Active	16	0	0	0	0.00%	19		6		3	M,VP	15			
7172	PLAINVILLE	01/20/1932	Active	20	0	0	0	0.00%	19		10		3	P,M,VP,SC	24+			
7268	PRATT	07/18/1921	Active	10	3	4	-1	-9.09%	11	37	1		6	M,VP,SC	24+			
7270	RANSOM	02/04/1953	Active	18	1	0	1	5.88%	19		1			R	P,SC	24+		
7173	REXFORD	03/23/1951	Active	7	0	0	0	0.00%	7		10			IP	P,M,VP,SC	24+		
30099	ROZEL	01/13/1975	Active	9	0	0	0	0.00%	9		10			N	M,SC	24+		
7273	SATANTA	03/10/1964	Active	10	0	1	-1	-9.09%	14	27	0			M,VP,SC	24+			
7178	SMITH CENTER	02/11/1946	Active	18	0	0	0	0.00%	19		6		2	T,M,VP,SC	24+		\$28.50	
7175	ST FRANCIS	05/05/1951	Active	12	0	0	0	0.00%	11		9			N	P,M,SC	2		
Exc Award (06/30/2021)																		
7272	ST JOHN	02/02/1924	Active	7	0	5	-5	-41.67%	12	35	0		14	M,VP,SC	24+			
7276	STAFFORD	04/13/1938	Active	11	1	3	-2	-15.38%	15	2	2		2	N	M,SC	0		
47134	TIPTON	04/13/1987	Active	20	0	2	-2	-9.09%	22	35	4		2	P,M,VP,SC	24+			
7278	ULYSSES	01/01/1952	Active	7	0	0	0	0.00%	7		4		6	S,M,VP,SC	0			
7181	WAKEENEY	05/02/1932	Active	37	2	2	0	0.00%	38	11	4		5	R	M,SC	24+		
Exc Award (06/30/2022)																		
7182	WALDO	01/16/1954	Active	11	0	0	0	0.00%	11		9		5	M,VP,SC	24+			



Club Health Assessment for District 17 K through December 2024

			Status	Membership							Reports				Finance	LCIF	
Club Number	Club Name	Charter Date		Current Member Count	YTD Members Added	YTD Members Dropped	YTD Net Growth	YTD Net Growth%	Member Count 12 Months Ago	Avg. length of service for dropped members	Months Since Last MMR ***	Yrs. Since Last Officer Report	President Rotation	Vice President Reported ****	Months Since Last Activity Report ***	Account Balance	Donations for current Fiscal Year
			Number of times on status quo within last two years	If below 15 members appears				If net loss is greater than 20% appears			If no report in 3 months appears in	When more than one year appears in	Number of repeat terms	Notes the officers that do not have an active	If no report at 12 months appears in red		

Clubs Cancelled Previous Fiscal Year – Clubs Cancelled within last 12 months may be reinstated

Club Number	Club Name	Charter Date	Current Status*	Cancellation Date
7184	ANTHONY	11/25/1921	Cancelled(8*)	06/29/2024
7100	BELOIT	12/09/1937	Cancelled(6*)	12/29/2023
7115	HUNTER	10/17/1953	Cancelled(6*)	07/29/2023
7179	STOCKTON	02/08/1951	Cancelled(6*)	07/29/2023

Current Total Clubs Count	YTD New Clubs Count	YTD Cancelled Clubs Count	YTD Net Club Gain	Current Total Members Count	YTD Add	YTD Drop	YTD Net Growth	YTD Net Growth %	Member Count 12 Months Ago	Average Member Count Per Club	% of Clubs with less than 20 members	% No MMR in 3 Months	% No Officer Report in 12 Months	% of Clubs with balance 90+ days	Number of Clubs in Status Quo	% Status Quo Clubs in Financial Suspension	Number of Cancelled Clubs	Average Cancelled Club Age	Members Lost Due to Cancellation	% of Clubs Cancelled for Non-Financial Reasons
64	0	0	0	1,141	33	57	-24	-2.06%	1,193	18	61%	66%	0%	0%	0	0%	0	0	0	0%

* - P - Priority Club. Cancellation Reasons: 1-Objectives/conduct, 2-Non-active club, 5-Non-existing club, 6-Disbanding, 7-Merger, 8-Financial Suspension, 9-District/Multiple District Dues.

** - Abbreviation: P-President, S-Secretary, T-Treasurer, M-Member Chairperson, VP-First Vice President, MC-Communications Chairperson, SC-Service Chairperson

*** - Abbreviation: N/R - Never reported using the Lions Clubs website, N/A - Not applicable, No password registered for the Lions Clubs website.

**** - Abbreviation: N - New, IP - Immediate Past, R - Repeat.



Club Health Assessment for District 17 A through December 2024

			Status	Membership							Reports					Finance		LCIF
Club Number	Club Name	Charter Date		Current Member Count	YTD Members Added	YTD Members Dropped	YTD Net Growth	YTD Net Growth%	Member Count 12 Months Ago	Avg. length of service for dropped members	Months Since Last MMR ***	Yrs. Since Last Officer Report	President Rotation	Vice President Reported ****	Months Since Last Activity Report ***	Account Balance	Donations for current Fiscal Year	
			Number of times on status quo within last two years	If below 15 members appears			If net loss is greater than 20% appears				If no report in 3 months appears in	When more than one year appears in	Number of repeat terms	Notes the officers that do not have an active		If no report at 12 months appears in red		
Clubs more than two years old																		
7053	ABILENE	03/04/1925	Active	7	0	0	0	0.00%	8		5			R	M,SC	13		
Exc Award (06/30/2016)																		
7098	ASSARIA	02/16/1951	Active	23	0	0	0	0.00%	25		7		3	R	M,SC	12		\$100.00
Exc Award (06/30/2017)																		
6997	ATCHISON	09/25/1947	Active	5	1	4	-3	-37.50%	11	6	2		2		M,VP,SC	10		
6998	AUBURN	04/21/1965	Active	20	0	0	0	0.00%	20		7		2	R	M,SC	17		\$500.00
Exc Award (06/30/2022)																		
35718	BALDWIN CITY	06/30/1978	Active	20	2	0	2	11.11%	18		4		3	R	M,SC	9		\$15.00
7056	BARNES	04/11/1969	Active	11	0	0	0	0.00%	10		6			R	S,M,VP,SC	24+		
6999	BASEHOR	02/28/1972	Active	12	0	0	0	0.00%	11		9		2		M,VP,SC	7		\$500.00
7057	BELLEVILLE	09/12/1924	Active	49	1	3	-2	-3.92%	49	17	2			N	M,SC	24+		
7101	BENNINGTON	02/25/1932	Active	20	0	0	0	0.00%	15		8		3	R	P,S,M,SC	24+		
7059	CHAPMAN	10/04/1945	Active	19	0	2	-2	-9.52%	26	42	4			R	M,SC	22		
7060	CLAY CENTER	12/12/1928	Active	21	4	2	2	10.53%	19	4	0			R	P,T,M,SC	24+		
7107	CLYDE	02/18/1930	Active	15	0	0	0	0.00%	15		13		None		P,S,M,VP	1		
7108	CONCORDIA	06/01/1938	Active	28	3	2	1	3.70%	30	9	1			N	M,SC	2		
Exc Award (06/30/2016, 06/30/2017, 06/30/2018)																		
7109	DELPHOS	02/23/1932	Active	24	3	0	3	14.29%	21		2		2		P,T,M,VP,SC	1		
Exc Award (06/30/2016, 06/30/2018)																		
7005	EASTON	05/31/1955	Active(1)	22	0	0	0	0.00%	21		4			IP	M,SC	7		
7006	EFFINGHAM	11/21/1968	Active	28	2	0	2	7.69%	25		2		2	R	P,M,VP,SC	24+		
7008	EUDORA	04/03/1951	Active	25	0	0	0	0.00%	24		1			N		0		\$175.00
Exc Award (06/30/2017, 06/30/2019, 06/30/2020)																		
7009	EVEREST	12/04/1958	Active	12	0	1	-1	-7.69%	13	28	4			R	SC	1		\$200.00
7010	GARDNER	01/08/1947	Active	18	1	1	0	0.00%	18	14	0		2	R	SC	0		
Exc Award (06/30/2017)																		



Club Health Assessment for District 17 A through December 2024

			Status	Membership							Reports					Finance	LCIF
Club Number	Club Name	Charter Date		Current Member Count	YTD Members Added	YTD Members Dropped	YTD Net Growth	YTD Net Growth%	Member Count 12 Months Ago	Avg. length of service for dropped members	Months Since Last MMR ***	Yrs. Since Last Officer Report	President Rotation	Vice President Reported ****	Months Since Last Activity Report ***	Account Balance	Donations for current Fiscal Year
			Number of times on status quo within last two years	If below 15 members appears					If net loss is greater than 20% appears			If no report in 3 months appears in	When more than one year appears in	Number of repeat terms	Notes the officers that do not have an active	If no report at 12 months appears in red	
7113	GYPSUM	04/30/1928	Active	10	0	0	0	0.00%	10		11		4	P,M,VP,SC	24+		
7013	HIAWATHA	03/22/1938	Active	15	0	1	-1	-6.25%	20	2	0			R	M,SC	14	\$1,000.00
32720	HIGHLAND	09/17/1976	Active	9	0	0	0	0.00%	11		6		8	R	M,SC	2	\$500.00
7069	HOPE	07/22/1924	Active	16	3	0	3	23.08%	12		1			N	M,SC	1	
54027	HORTON	02/02/1993	Active	3	0	0	0	0.00%	3		8		3	R	M,SC	8	
109888	KANSAS CITY DOWNTOWN	12/15/2010	Active	16	0	1	-1	-5.88%	21	11	0			N	M,SC	3	\$320.00
Exc Award (06/30/2016, 06/30/2018)																	
36558	KEATS	02/07/1979	Active	19	1	0	1	5.56%	20		4		9	R	M,SC	3	
Exc Award (06/30/2017, 06/30/2022)																	
58366	LANCASTER	06/05/1996	Active(1)	2	0	0	0	0.00%	2		13		16		M,VP,SC	14	
7017	LANSING	06/22/1954	Active	41	1	0	1	2.50%	42		2			R	SC	0	\$7,300.00
Exc Award (06/30/2016, 06/30/2019, 06/30/2022)																	
7018	LAWRENCE	05/06/1946	Active	25	0	0	0	0.00%	27		6		5	R		1	
Exc Award (06/30/2017, 06/30/2022)																	
7020	LEAVENWORTH	12/16/1937	Active	145	0	8	-8	-5.23%	168	18	0			N	SC	1	\$3,400.00
Exc Award (06/30/2017, 06/30/2018, 06/30/2022)																	
7021	LEAWOOD	04/23/1954	Active	45	3	0	3	7.14%	44		1			N	SC	24	\$100.00
Exc Award (06/30/2017, 06/30/2018, 06/30/2022)																	
7022	LENEXA	10/26/1954	Active	14	0	0	0	0.00%	13		3			N	SC	2	\$200.00
Exc Award (06/30/2023)																	
7073	LEONARDVILLE	01/28/1971	Active	5	0	0	0	0.00%	5		5		12		M,VP,SC	N/R	
7023	LINWOOD	05/19/1955	Active	23	0	0	0	0.00%	25		7		12	R	M,SC	9	
7074	LONGFORD	05/09/1955	Active	14	0	3	-3	-17.65%	9	1	3		2	R	S,M,SC	10	
6951	LOUISBURG	12/30/1946	Active	15	0	0	0	0.00%	15		0		2	R	M	3	
Exc Award (06/30/2024)																	
7075	MANHATTAN	04/04/1938	Active	32	2	0	2	6.67%	32		3			N	M,VP,SC	24+	\$50.00
Exc Award (06/30/2017)																	
7076	MANHATTAN SUNFLOWER	10/09/1967	Active	25	0	2	-2	-7.41%	27	11	0		2		M,VP,SC	12	\$870.00



Club Health Assessment for District 17 A through December 2024

			Status	Membership							Reports					Finance	LCIF	
Club Number	Club Name	Charter Date		Current Member Count	YTD Members Added	YTD Members Dropped	YTD Net Growth	YTD Net Growth%	Member Count 12 Months Ago	Avg. length of service for dropped members	Months Since Last MMR ***	Yrs. Since Last Officer Report	President Rotation	Vice President Reported ****	Months Since Last Activity Report ***	Account Balance	Donations for current Fiscal Year	
			Number of times on status quo within last two years	If below 15 members appears				If net loss is greater than 20% appears			If no report in 3 months appears in	When more than one year appears in	Number of repeat terms		Notes the officers that do not have an active	If no report at 12 months appears in red		
Exc Award (06/30/2023)																		
7077	MARYSVILLE	12/11/1951	Active	10	0	0	0	0.00%	10		4		6	R	M,SC	12		\$150.00
123518	Miami County Traveling	10/30/2014	Active	22	3	1	2	10.00%	19	3	0			N	M,SC	0		\$2,055.00
Exc Award (06/30/2018, 06/30/2022, 06/30/20)																		
29945	MILFORD	11/22/1974	Active	8	0	2	-2	-20.00%	13	2	4		4	R	M,SC	24+		
Exc Award (06/30/2017, 06/30/2022)																		
7126	MILTONVALE	02/10/1932	Active	24	2	0	2	9.09%	24		3			N	P,M,SC	10		
7127	MINNEAPOLIS	10/09/1930	Active	25	2	1	1	4.17%	27	8	5			N	M,SC	24+	90+ Days	
57203	MINNEAPOLIS EVENING	07/03/1995	Active	13	4	0	4	44.44%	11		2		5		M,VP,SC	24+		
61515	MORGANVILLE	02/15/1999	Active	7	0	0	0	0.00%	7		7		6	R	M,VP,SC	14		
7079	NAVARRE	04/27/1972	Active	11	0	1	-1	-8.33%	12	2	5		5	N	M,SC	11		\$100.00
Exc Award (06/30/2023)																		
7027	OLATHE	08/27/1947	Active	12	0	0	0	0.00%	14		7			N	SC	3		\$1,000.00
Exc Award (06/30/2019)																		
44714	OLATHE NOON	03/22/1985	Active	11	2	5	-3	-21.43%	14	16	0		4		M,VP,SC	24+		
7082	ONAGA	03/31/1954	Active	27	0	0	0	0.00%	25		7			N	M,SC	14		\$250.00
7029	OSKALOOSA	02/07/1972	Active	8	0	2	-2	-20.00%	14	5	5		9		S,M,VP,SC	1		
7044	OVERLAND PARK HOST	03/16/1957	Active	24	2	2	0	0.00%	24	15	0			N	SC	0		\$180.00
Exc Award (06/30/2024)																		
35156	RANDOLPH	03/20/1978	Active	14	0	0	0	0.00%	13		7			N	T,M,SC	1		
7033	ROBINSON	04/20/1960	Active	15	1	0	1	7.14%	13		4		7	N	M,SC	24+		\$700.00
7036	SABETHA	10/01/1954	Active	26	7	0	7	36.84%	18		1			N	P,M,SC	4		\$100.00
Exc Award (06/30/2016)																		
7131	SALINA DOWNTOWN	06/23/1921	Active	29	1	4	-3	-9.38%	33	29	0			N	VP,SC	0		\$640.00
7084	SCANDIA	03/26/1964	Active	28	0	2	-2	-6.67%	28	4	4		6	R	M,SC	24+		
7039	SHAWNEE	10/12/1960	Active	10	0	0	0	0.00%	11		6		6		M,VP,SC	0		\$25.00
Exc Award (06/30/2016, 06/30/2018, 06/30/20)																		



Club Health Assessment for District 17 A through December 2024

			Status	Membership							Reports					Finance		LCIF
Club Number	Club Name	Charter Date		Current Member Count	YTD Members Added	YTD Members Dropped	YTD Net Growth	YTD Net Growth%	Member Count 12 Months Ago	Avg. length of service for dropped members	Months Since Last MMR ***	Yrs. Since Last Officer Report	President Rotation	Vice President Reported ****	Months Since Last Activity Report ***	Account Balance	Donations for current Fiscal Year	
			Number of times on status quo within last two years	If below 15 members appears				If net loss is greater than 20% appears			If no report in 3 months appears in	When more than one year appears in	Number of repeat terms	Notes the officers that do not have an active	If no report at 12 months appears in red			
7041	SILVER LAKE	04/30/1964	Active	8	1	0	1	14.29%	7		0		6	M,VP,SC	0		\$250.00	
7086	SOLOMON	02/03/1947	Active	10	0	0	0	0.00%	7		6		2	P,M,VP,SC	24+			
7136	TESCOTT	08/01/1945	Active	20	4	3	1	5.26%	22	4	1			N	M,SC	12	\$250.00	
Exc Award (06/30/2017)																		
132205	Tonganoxie	07/10/2017	Active	12	1	2	-1	-7.69%	13	3	0		4	R		2	\$175.00	
Exc Award (06/30/2020)																		
7045	TOPEKA	04/11/1929	Active	19	2	2	0	0.00%	16	4	0		2	N	M,SC	0	\$170.00	
Exc Award (06/30/2022, 06/30/2024)																		
7046	TOPEKA SUNFLOWER	12/28/1953	Active	23	1	0	1	4.55%	23		1				M,VP,SC	7	\$325.00	
Exc Award (06/30/2017)																		
7047	TROY	02/10/1969	Active	20	0	0	0	0.00%	19		7		2	R	M,SC	24+		
119124	UNIVERSITY OF KANSAS EYE CENTER	04/04/2013	Active	19	1	1	0	0.00%	19	2	4		2	N	SC	3	\$200.00	
7049	VALLEY FALLS	12/01/1952	Active	25	0	0	0	0.00%	23		5			N		0	\$2,000.00	
Exc Award (06/30/2018, 06/30/2019, 06/30/2020)																		
7090	WAKEFIELD	01/22/1946	Active	15	0	0	0	0.00%	15		14		7		S,M,VP,SC	24+		
7092	WASHINGTON	01/08/1930	Active	20	1	3	-2	-9.09%	23	3	2			N	M,SC	24+		
Exc Award (06/30/2016)																		
7093	WATERVILLE	10/22/1945	Active	26	4	1	3	13.04%	21	6	1			N	M	10		
7050	WETMORE	02/11/1971	Cancelled(6*)	0	0	0	0	0.00%	4		6	1	None		P,S,T,M,VP SC	24+		
7096	WOODBINE	11/22/1955	Active	15	0	0	0	0.00%	16		7			N	M,SC	20		
Exc Award (06/30/2023)																		

Clubs Cancelled Previous Fiscal Year – Clubs Cancelled within last 12 months may be reinstated

Club Number	Club Name	Charter Date	Current Status*	Cancellation Date
7001	BONNER SPRINGS	05/15/1950	Cancelled(6*)	05/29/2024



Club Health Assessment for District 17 A through December 2024

Club NumberClub NameCharter Date			Status		Membership							Reports					Finance		LCIF	
					Current Member Count	YTD Members Added	YTD Members Dropped	YTD Net Growth	YTD Net Growth%	Member Count 12 Months Ago	Avg. length of service for dropped members	Months Since Last MMR ***	Yrs. Since Last Officer Report	President Rotation	Vice President Reported ****	Months Since Last Activity Report ***	Account Balance	Donations for current Fiscal Year		
			Number of times on status quo within last two years	If below 15 members appears				If net loss is greater than 20% appears			If no report in 3 months appears in	When more than one year appears in	Number of repeat terms	Notes the officers that do not have an active	If no report at 12 months appears in red					
Current Total Clubs Count	YTD New Clubs Count	YTD Cancelled Clubs Count	YTD Net Club Gain	Current Total Members Count	YTD Add	YTD Drop	YTD Net Growth	YTD Net Growth %	Member Count 12 Months Ago	Average Member Count Per Club	% of Clubs with less than 20 members	% No MMR in 3 Months	% No Officer Report in 12 Months	% of Clubs with balance 90+ days	Number of Clubs in Status Quo	% Status Quo Clubs in Financial Suspension	Number of Cancelled Clubs	Average Cancelled Club Age	Members Lost Due to Cancellation	% of Clubs Cancelled for Non-Financial Reasons
70	0	1	-1	1,409	66	62	4	0.28%	1,443	20	54%	59%	0%	1%	0	0%	1	128	0	100%

* - P - Priority Club. Cancellation Reasons: 1-Objectives/conduct, 2-Non-active club, 5-Non-existing club, 6-Disbanding, 7-Merger, 8-Financial Suspension, 9-District/Multiple District Dues.

** - Abbreviation: P-President, S-Secretary, T-Treasurer, M-Member Chairperson, VP-First Vice President, MC-Communications Chairperson, SC-Service Chairperson

*** - Abbreviation: N/R - Never reported using the Lions Clubs website, N/A - Not applicable, No password registered for the Lions Clubs website.

**** - Abbreviation: N - New, IP - Immediate Past, R - Repeat.




Club Health Assessment for District 17 N through December 2024

			Status	Membership							Reports					Finance		LCIF
Club Number	Club Name	Charter Date		Current Member Count	YTD Members Added	YTD Members Dropped	YTD Net Growth	YTD Net Growth%	Member Count 12 Months Ago	Avg. length of service for dropped members	Months Since Last MMR ***	Yrs. Since Last Officer Report	President Rotation	Vice President Reported ****	Months Since Last Activity Report ***	Account Balance	Donations for current Fiscal Year	
			Number of times on status quo within last two years	If below 15 members appears				If net loss is greater than 20% appears			If no report in 3 months appears in	When more than one year appears in	Number of repeat terms	Notes the officers that do not have an active	If no report at 12 months appears in red			
Clubs more than two years old																		
6929	ALTAMONT	10/07/1946	Active	13	0	1	-1	-7.14%	13	1	0			N	M,VP,SC	10		
6966	ARKANSAS CITY	11/24/1920	Active	17	2	4	-2	-10.53%	18	23	1		4		M,VP,SC	3	\$65.00	
40502	ARKANSAS CITY EARLY BIRD	11/17/1981	Active	18	1	0	1	5.88%	16		4			N	M,SC	24+		
Exc Award (06/30/2022)																		
6968	AUGUSTA	03/19/1946	Active	20	1	0	1	5.26%	22		4			N	M,SC	6	\$21.00	
Exc Award (06/30/2016, 06/30/2017, 06/30/20)																		
6931	BAXTER SPRINGS	11/05/1941	Active	26	0	0	0	0.00%	27		6			N	M,SC	1	\$188.00	
Exc Award (06/30/2022, 06/30/2023)																		
105389	BEL AIRE	05/04/2009	Active	30	1	7	-6	-16.67%	34	8	0			N	SC	0	\$77.00	
Exc Award (06/30/2019, 06/30/2020, 06/30/20)																		
6969	BENTON	06/05/1956	Active	4	0	0	0	0.00%	11		6	1	None		P,S,T,M,VP SC	24+		
56504	BURLINGTON	02/03/1995	Active	21	2	2	0	0.00%	21	2	0				M,VP,SC	1	\$17.00	
6933	CANEY	10/02/1944	Active(1)	14	0	0	0	0.00%	0		11		None		P,S,T,M,VP SC	24+		
7104	CANTON	06/13/1928	Active(2)	15	0	0	0	0.00%	15		21				VP,SC	24+		
43074	CARBONDALE	10/18/1983	Active	11	0	0	0	0.00%	9		1		None		P,T,M,VP,SC	16	\$65.00	
6973	CEDAR VALE	05/04/1938	Active	11	0	0	0	0.00%	12		9				M,VP,SC	8	\$100.00	
6934	CHANUTE	08/29/1946	Active	9	1	1	0	0.00%	11	1	2		2		P,M,VP,SC	22		
7191	CLEARWATER	05/15/1953	Active	20	0	0	0	0.00%	20		5		11		M,VP,SC	2	\$200.00	
6936	COFFEYVILLE	02/18/1921	Active	23	0	1	-1	-4.17%	25	40	3		4		M,VP,SC	15		
43341	COFFEYVILLE DAYLIGHT DEFENDERS	01/30/1984	Active	8	0	0	0	0.00%	8		4		5		M,VP,SC	19		
6937	COLONY	05/27/1954	Active	11	0	0	0	0.00%	12		9		7		M,VP,SC	24	\$5.00	
6938	COLUMBUS	11/18/1940	Active	25	0	0	0	0.00%	25		0				M,VP,SC	24+	\$45.00	
105925	COLWICH	06/24/2009	Active	24	1	1	0	0.00%	20	2	2			R	SC	15	\$500.00	
106940	DERBY	12/03/2009	Active	23	4	0	4	21.05%	17		6			IP	SC	18	\$550.00	
6976	EMPORIA	06/13/1921	Active	25	4	6	-2	-7.41%	27	13	5		None		P,T,M,VP,SC	24+		




Club Health Assessment for District 17 N through December 2024

			Status	Membership							Reports					Finance	LCIF	
Club Number	Club Name	Charter Date		Current Member Count	YTD Members Added	YTD Members Dropped	YTD Net Growth	YTD Net Growth%	Member Count 12 Months Ago	Avg. length of service for dropped members	Months Since Last MMR ***	Yrs. Since Last Officer Report	President Rotation	Vice President Reported ****	Months Since Last Activity Report ***	Account Balance	Donations for current Fiscal Year	
			Number of times on status quo within last two years	If below 15 members appears				If net loss is greater than 20% appears			If no report in 3 months appears in	When more than one year appears in	Number of repeat terms		Notes the officers that do not have an active	If no report at 12 months appears in red		
6977	EUREKA	10/03/1921	Active	15	0	0	0	0.00%	15		4		2		M,VP,SC	15		
6942	FREDONIA	02/17/1936	Active	25	1	3	-2	-7.41%	30	2	0		2		M,VP,SC	24+		\$39.00
126742	Galena Route 66	01/29/2016	Active	11	2	1	1	10.00%	8	0	2			N	S,M,SC	24+		\$211.00
6944	GARNETT	12/19/1938	Active	24	1	2	-1	-4.00%	26	10	0		2		M,VP,SC	16		
6945	GIRARD	03/09/1948	Active	21	3	0	3	16.67%	19		1		5		M,VP,SC	9		\$540.00
Exc Award (06/30/2023)																		
7195	GODDARD	05/18/1956	Active	54	5	0	5	10.20%	59		0				M,VP,SC	1	90+ Days	\$1,010.00
Exc Award (06/30/2021, 06/30/2023, 06/30/2024)																		
7196	HALSTEAD	04/29/1938	Active	35	3	4	-1	-2.78%	37	3	1		4	R	P,SC	24+	90+ Days	
7200	HESSTON	02/07/1951	Active	14	0	0	0	0.00%	11		0		8		M,VP,SC	4		\$50.00
6980	HILLSBORO	04/27/1961	Active	10	0	0	0	0.00%	10		9		8		M,VP,SC	10		
6946	HUMBOLDT	12/07/1950	Active	16	0	0	0	0.00%	15		4		3	N		2		\$277.00
Exc Award (06/30/2018, 06/30/2023)																		
6947	INDEPENDENCE	04/25/1922	Active	23	0	2	-2	-8.00%	25	32	0			N	SC	24+		\$1,000.00
7116	INMAN	01/12/1938	Active	11	0	1	-1	-8.33%	12	3	2		3	R	SC	0		\$25.00
6949	KINCAID	05/01/1956	Active	14	0	0	0	0.00%	14		18		4		M,VP,SC	20		
6983	LEBO	06/09/1954	Active	10	0	0	0	0.00%	10		33	1	None		P,S,T,M,VP SC	24+		
7120	LINDSBORG	03/21/1956	Active	0	0	7	-7	-100.00%	7	27	0	1	None		P,S,T,M,VP SC	24+		
7024	LYNDON	11/19/1953	Active	18	0	0	0	0.00%	21		6		2	N		4		\$350.00
Exc Award (06/30/2021, 06/30/2022, 06/30/2024)																		
6984	MADISON	01/09/1928	Active	25	0	0	0	0.00%	25		12				M,VP,SC	18		
66772	MAIZE	10/31/2002	Active	5	0	1	-1	-16.67%	7	6	0		10	R	M,VP,SC	9		\$450.00
7124	MARQUETTE	02/24/1938	Active	19	0	0	0	0.00%	23		11			N	T,M,VP,SC	20		\$95.00
6952	MC CUNE	07/09/1946	Active	9	0	0	0	0.00%	13		5			N	P,T,M,SC	1		\$500.00
7128	MOUNDRIDGE	02/01/1938	Active	11	2	2	0	0.00%	14	13	0			N	M,SC	0		\$24.00
Exc Award (06/30/2022)																		



Club Health Assessment for District 17 N through December 2024

			Status	Membership						Reports					Finance	LCIF	
Club Number	Club Name	Charter Date		Current Member Count	YTD Members Added	YTD Members Dropped	YTD Net Growth	YTD Net Growth%	Member Count 12 Months Ago	Avg. length of service for dropped members	Months Since Last MMR ***	Yrs. Since Last Officer Report	President Rotation	Vice President Reported ****	Months Since Last Activity Report ***	Account Balance	Donations for current Fiscal Year
			Number of times on status quo within last two years	If below 15 members appears				If net loss is greater than 20% appears			If no report in 3 months appears in	When more than one year appears in	Number of repeat terms	Notes the officers that do not have an active	If no report at 12 months red		
7208	MULVANE	11/18/1966	Active	10	0	0	0	0.00%	10		17	1	None	P,S,T,M,VP SC	24+		
6953	NEODESHA	12/08/1922	Active	25	1	0	1	4.17%	20		3			N	M,SC	16	\$150.00
46275	NEOSHO RAPIDS	06/24/1986	Active	12	0	0	0	0.00%	13		11			IP	M,SC	6	\$66.00
7209	NEWTON	05/17/1921	Active	68	7	14	-7	-9.33%	84	3	0				VP,SC	24+	\$10.00
Exc Award (06/30/2018)																	
6985	OLPE	09/30/1954	Active	18	1	1	0	0.00%	18	17	5				P,M,VP,SC	24+	\$94.00
7028	OSAGE CITY	08/15/1939	Active	53	2	9	-7	-11.67%	59	4	0		9	R	P,VP,SC	24+	
6956	OTTAWA	11/23/1936	Active	16	0	0	0	0.00%	16		3		2		M,VP,SC	17	
7212	OXFORD	03/12/1946	Active	25	6	1	5	25.00%	21	32	2			N	SC	3	\$10.00
7225	PARK CITY	02/25/1955	Active	8	0	0	0	0.00%	8		5				M,VP,SC	24+	
6958	PARSONS	01/27/1931	Active	34	3	0	3	9.68%	31		4		2	N	SC	1	\$432.00
Exc Award (06/30/2019, 06/30/2023)																	
6959	PITTSBURG	06/02/1922	Active	19	1	0	1	5.56%	16		4		2		M,VP,SC	5	\$300.00
Exc Award (06/30/2021, 06/30/2022, 06/30/2023)																	
7213	PLEASANT VALLEY	02/24/1954	Active	12	1	0	1	9.09%	13		0		18		M,VP,SC	19	
6986	POTWIN	01/08/1952	Active(1)	10	0	0	0	0.00%	12		11	1	None	P,S,T,M,VP SC	18		
Exc Award (06/30/2018)																	
6987	READING	09/11/1956	Active	11	0	0	0	0.00%	12		7		7		M,VP,SC	1	
Exc Award (06/30/2018, 06/30/2023)																	
7037	SCRANTON	04/14/1954	Active	11	0	3	-3	-21.43%	14	21	3		2		M,VP,SC	19	\$38.00
6988	SEDAN	05/09/1929	Active(1)	0	0	6	-6	-100.00%	6	20	0	1	None	P,S,T,M,VP SC	N/R		
6991	TOWANDA	02/23/1954	Active	24	1	0	1	4.35%	13		4				M,VP,SC	10	\$4,410.00
Exc Award (06/30/2023)																	
7218	VALLEY CENTER	02/28/1957	Active	89	9	8	1	1.14%	87	17	0			N	SC	0	\$6,211.00
7219	VIOLA	12/01/1955	Active	13	2	2	0	0.00%	14	2	3			N		8	
7220	WALTON	03/12/1971	Active	12	0	0	0	0.00%	12		10		3		M,VP,SC	24+	
7221	WELLINGTON	12/02/1921	Active	42	4	0	4	10.53%	41		0			N	M,SC	0	\$559.00



Club Health Assessment for District 17 N through December 2024

				Status		Membership						Reports					Finance		LCIF	
Club Number	Club Name	Charter Date			Current Member Count	YTD Members Added	YTD Members Dropped	YTD Net Growth	YTD Net Growth%	Member Count 12 Months Ago	Avg. length of service for dropped members	Months Since Last MMR ***	Yrs. Since Last Officer Report	President Rotation	Vice President Reported ****	Months Since Last Activity Report ***	Account Balance	Donations for current Fiscal Year		
			Number of times on status quo within last two years		If below 15 members appears				If net loss is greater than 20% appears			If no report in 3 months appears in	When more than one year appears in	Number of repeat terms		Notes the officers that do not have an active	If no report at 12 months appears in red			
Exc Award (06/30/2022)																				
6964	WESTPHALIA	04/28/1969	Active	18	1	0	1	5.88%	15		4			6	R	M,VP,SC	1	\$43.00		
7223	WICHITA DOWNTOWN	12/04/1919	Active	26	0	2	-2	-7.14%	29	16	0				N	M,SC	11	\$269.00		
66673	WICHITA NORTHWEST	10/16/2002	Active	26	2	1	1	4.00%	27	22	0				N	SC	0	\$641.00		
Exc Award (06/30/2018)																				
7138	WINDOM	05/08/1951	Active	7	0	0	0	0.00%	9		5					P,M,VP,SC	13			
6995	WINFIELD	07/14/1921	Active	33	2	0	2	6.45%	28		2					VP,SC	1			
Current Total Clubs Count	YTD New Clubs Count	YTD Cancelled Clubs Count	YTD Net Club Gain	Current Total Members Count	YTD Add	YTD Drop	YTD Net Growth	YTD Net Growth %	Member Count 12 Months Ago	Average Member Count Per Club	% of Clubs with less than 20 members	% No MMR in 3 Months	% No Officer Report in 12 Months	% of Clubs with balance 90+ days	Number of Clubs in Status Quo	% Status Quo Clubs in Financial Suspension	Number of Cancelled Clubs	Average Cancelled Club Age	Members Lost Due to Cancellation	% of Clubs Cancelled for Non-Financial Reasons
68	0	0	0	1,360	77	93	-16	-1.16%	1,392	20	59%	56%	9%	3%	0	0%	0	0	0	0%

* - P - Priority Club. Cancellation Reasons: 1-Objectives/conduct, 2-Non-active club, 5-Non-existing club, 6-Disbanding, 7-Merger, 8-Financial Suspension, 9-District/Multiple District Dues.
** - Abbreviation: P-President, S-Secretary, T-Treasurer, M-Member Chairperson, VP-First Vice President, MC-Communications Chairperson, SC-Service Chairperson
*** - Abbreviation: N/R - Never reported using the Lions Clubs website, N/A - Not applicable, No password registered for the Lions Clubs website.
**** - Abbreviation: N - New, IP - Immediate Past, R - Repeat.